


# Pro 1050

SKU: 460230 **AVAILABLE NOW**

## FEATURES

- Industry's first FCC & carrier approved "inline" cellular booster system
- Consists of "main" booster and "inline" booster
- "Inline" booster installed deep inside building and compensates for signal loss in long cable runs to inside antennas
- XDR technology: never shuts down due to overload, even with very strong outside cellular signals
- Automatically compensates for signal loss in up to 300' of cable
- Compatible with all North America cellular networks
- Three year warranty
- Up to +15 dBm downlink power at indoor antenna port, for maximum indoor coverage area



## INLINE BOOSTER:



## Kit Includes



WilsonPro 1050  
Two-Part Booster  
System



Wide Band Directional  
Antenna + 75'  
Wilson 400 Cable



Dome Antenna +  
100' Wilson  
400 Cable



Lightning Surge  
Protector



100' Wilson 400  
Cable



2' Wilson 400  
Cable

## About

The **WilsonPro 1050** passive distributed antenna system is the first FCC and carrier-approved "in-line" booster solution, providing reliable cell coverage deep inside hard-to-reach areas of buildings, such as equipment rooms, and lower floors of high-rise buildings. The system consists of two units: a main amplifier and an inline amplifier, located up to 300' from the main booster. The inline booster compensates for signal loss up to 300' of Wilson400 cable.

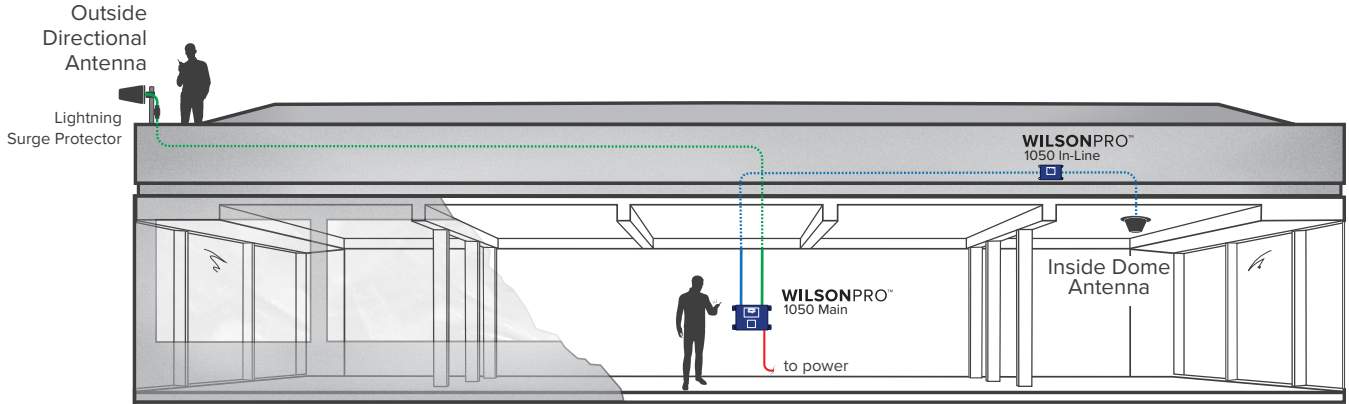
The WilsonPro 1050 system amplifies weak cell signals to provide reliable voice and data coverage—including 4G to inside spaces where signals may not penetrate. With new eXtended Dynamic Range (XDR) technology, the amplifier never shuts off due to a strong outside signal or changes in outside signals.

Like all WilsonPro cellular signal boosters, the WilsonPro 1050 features cell site protections that auto-detect and prevent any cell tower interference.

## Specifications

<b>MODEL NUMBER</b>	460230	
<b>FREQUENCIES</b>	Band 12	700 MHz
	Band 13	700 MHz
	Band 5	850 MHz
	Band 4	1700/2100 MHz
	Band 25/2	1900 MHz
<b>MAX GAIN</b>	70 dB	
<b>IMPEDANCE</b>	50 Ohm	
<b>POWER</b>	110 - 240 V AC, 50 - 60 Hz, 30 W	
<b>CONNECTORS</b>	N-Female	
<b>DIMENSIONS</b>	3.75 x 11.5 x 18 in	
<b>WEIGHT</b>	44.82 lbs	

## Install Diagram



## Package Dimensions


19.5 L x 19.5 H x 28 W



**FRONT**



**SIDE**



**TOP/BOTTOM**



**WEIGHT**

**MASTER CARTON:** None

FOR PARTNER'S USE

## Support



3 Year Warranty from Purchase.

**Website:** [www.wilsonpro.com/support](http://www.wilsonpro.com/support)

**Phone:** +1 866 294 1660  
Monday to Saturday

UPC

